

BALANCE

1350 EC

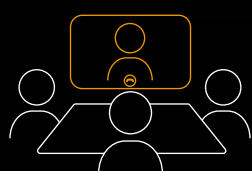
A high-performance commercial router built for edge computing and unbreakable multi-WAN connectivity — all in one centralized, resilient platform.

TAA COMPLIANT



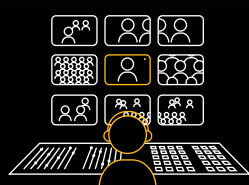
Intelligent Outbound Policy

Optimize your network traffic for various scenarios with smart, adaptive policies.



SpeedFusion Tunnel

Maintain clear, uninterrupted communication.



SFP+ Port with Fiber Link

Get the speed you need without compromising other applications.



Load Balancing Algorithms

Increase efficiency by ensuring important applications are prioritized.

Edge Computing with Intelligent Bandwidth Management




512GB Storage

Run KVM and Docker for efficient local data processing.



Prefetch & Off-Peak Downloads


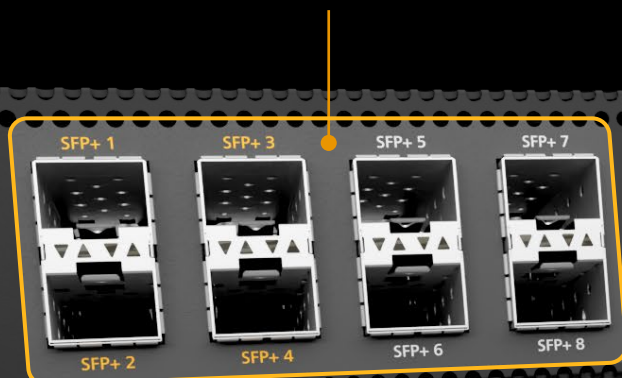
Maximize network efficiency by leveraging storage to perform prefetching and schedule downloads during off-peak hours.



Unlock Ultimate WAN Speed

Squeeze the most out of your 10G high-speed Fiber WAN with a single, robust device.

8x 10G Fiber ports



Stay Connected. Stay Unbreakable.

Sub-second resiliency is what you need in the enterprise environment.

Dual Redundant Hot-Swappable PSUs



High Availability mode

Network Control at Your Fingertips

Take full control of your network with InControl 2 – a centralized management platform for both core and off-site networks.

InControl²



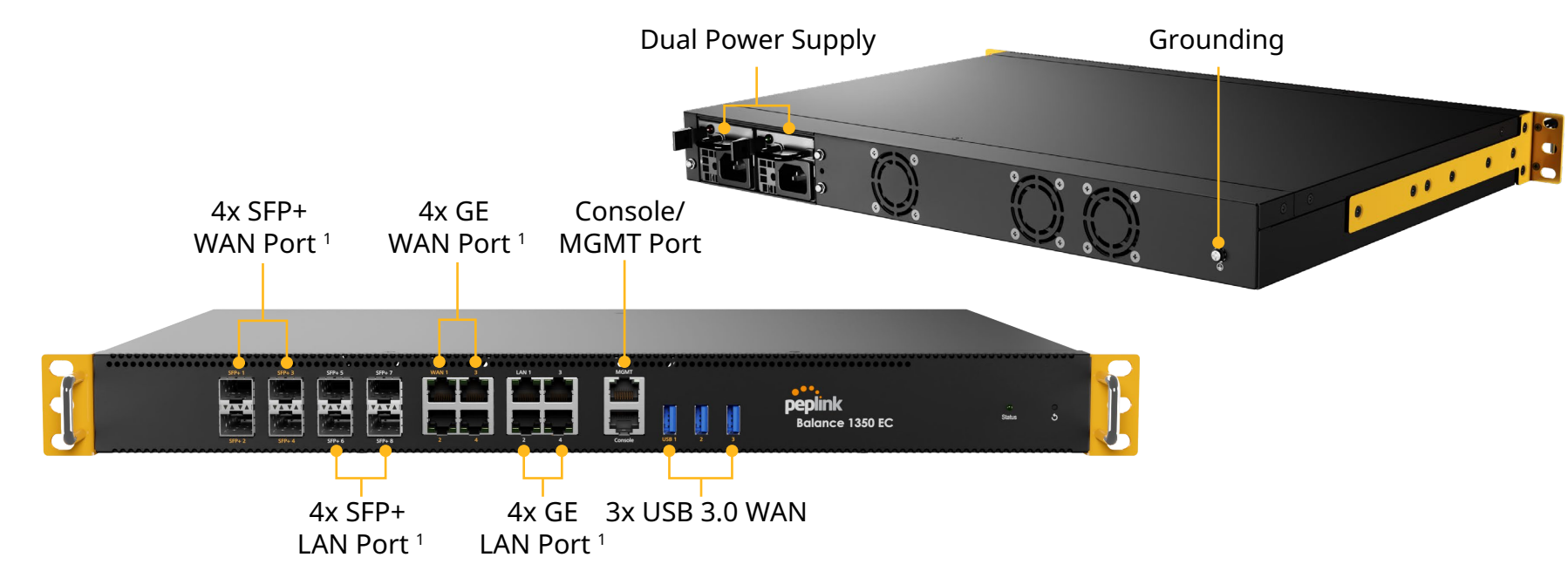
Real-Time Monitoring and
Automatic Reporting Analysis

Stay ahead of potential downtime with
real-time monitoring and automated reports.



Switch / AP Controller

Simplify network management by
managing your switches and access points
through a single, user-friendly interface.



Specifications

WAN Interface	Maximum: 8 x GE ¹ Maximum: 8 x 10G SFP+ ¹ 3x USB Interface	Edge Computing	Docker & KVM (512GB Internal Storage)
LAN Interface	Maximum: 8 x GE ¹ Maximum: 8 x 10G SFP+ ¹	LAN Bypass	No
Router Throughput	25 Gbps	Remote User Access	Yes
SpeedFusion VPN Throughput - No Encryption - 256-bit AES	2 Gbps 2 Gbps	LACP (802.3ad) NIC Bonding	Yes
Recommended Users	5000-10000	Dual Hot Swap Power Supply	Yes
Number of SpeedFusion VPN Peers	1000 / 2000 ²	1U Rack-mount	Yes
Maximum Number of AP Supported	500	Power Input	AC Input 100V – 240V
SpeedFusion Features	Hot Failover, Smoothing, Bandwidth Bonding	Power Consumption	65W (nominal), 95W (max.)
Central Management	InControl 2	Dimensions	17.2 x 11.8 x 1.73 inches / 438 x 300 x 44 mm
Drop-In Mode	Yes	Weight	12.0 pounds / 5.46 kg
High Availability	Yes	Operating Temperature	32°– 104° F / 0°– 40° C
Content Filtering	Full	Humidity	10% to 90% (non-condensing)
Peplink AP Series Management	Yes	Certifications	FCC, CE, RoHS
Remote AP & Multiple Config Profiles Management	Yes	Package Content	1x Balance 1350 EC 2x Power Cords 4x Rubber feet 1x Ear Rack Mount Kit with screws
		Warranty	1-Year Limited Warranty

¹ SFP+ port 1-8, Ethernet WAN port 1-4, Ethernet LAN port 1-4 are configurable WAN/LAN ports. WAN/LAN Port Configuration is changeable on the Web Admin.
² 2000 SpeedFusion VPN peers can be enabled with software license (BPL-LC-2000-SPF).

Specifications are subject to change without notice.

Ordering Information

Product Code	Description
BPL-1350-EC-PRM	Balance 1350 EC

Featured Add-on

Product Code	Description
PRM-P-1Y	PrimeCare P (1-Year)
PRM-P-2Y	PrimeCare P (2-Year)
PRM-P-4Y	PrimeCare P (4-Year)
PCP-P-1Y	PrimeCare+ P (1-Year)
PCP-P-2Y	PrimeCare+ P (2-Year)
PCP-P-4Y	PrimeCare+ P (4-Year)