

V-COM M80 Cable Kit

INSTALLATION KIT FOR HANDSFREE

With the V-COM M80 installation kit containing cables and PCB board, you can easily upgrade the radio to connect the ProEquips Handsfree kit. Installation is easy and takes about 15 minutes, installation instructions are included. If you want to connect your own PTT box, there is also a cable with a 2-pole 3.5 mm male connector and open end included in the kit.

FEATURES & BENEFITS

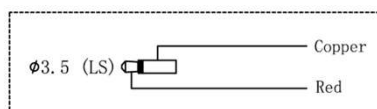
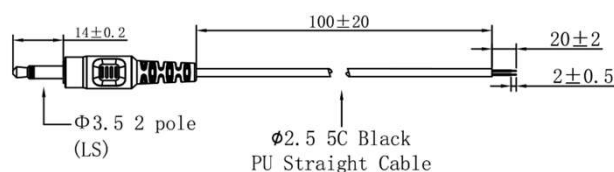
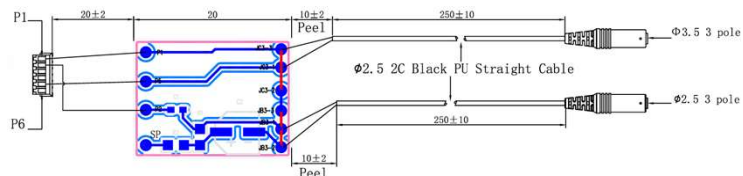
- A simple and cost-effective solution to upgrade the V-COM M80 (art.no 30375) for handsfree
- Approximately 15 minutes to install, no special tools needed

OPTIONAL

88113	ProEquip Mic amplifier
89983	ProEquip Gooseneck Mic (together w 88113)
71632	ProEquip Finger PTT, cable 400cm
71629	ProEquip Finger PTT, cable 150cm

SPECIFICATION

PCB board, size	20x15mm
Black cables on PCB-board, length:	250mm
Connectors, 3-pole, female:	3.5 mm for PTT 2,5mm for mic/mic amp
Extra cable, 2 pole,3.5mm male:	100mm



MODEL	PART.NO
V-COM M80 Installation kit for handsfree	30412
Kit including cables and PCB board	

Scan QR-Code to order online

